




luemin

GARDENER

Multi functional footpath light




IP67 IK08 CE

ADVANTAGE 1 STRONG STRUCTURE AND HIGH PROTECTION


Glass embedded, die cast aluminum shell with high strength; Circular arc surface reduces damage rate and prevents human damage; Can withstand 50kg impact and withstand stepping.




ADVANTAGE 2 180 ° DIFFUSION LIGHT DISTRIBUTION WITH STRONG UNIFORMITY




180 ° extreme light distribution, ultra long coverage, and strong uniformity. Simultaneously balancing road lighting and lawn lighting. Solve the problem of small illumination range and short distance of the original lawn lamp; Supplement the issue of insufficient low-level lighting for garden roads, steps, lawns, and other areas.

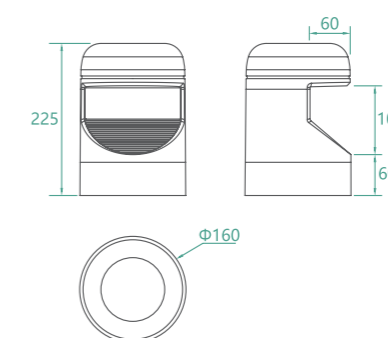



ADVANTAGE 3 LOW LEVEL CUT-OFF LIGHT DESIGN - NO GLARE

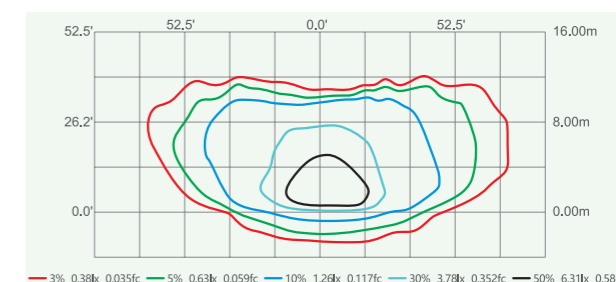
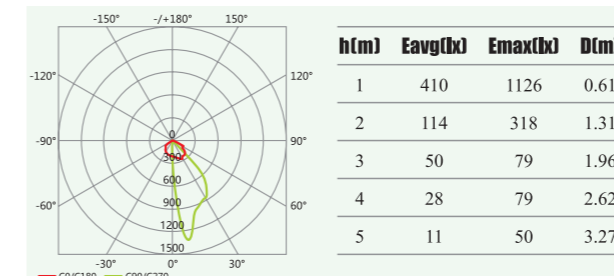


Low level cut-off light distribution solves the problem of heavy glare in lawn lights, while also considering functional lighting, ensuring no glare to the eyes of people four meters away.





L09A-006BP3.3L 20W 35°x110°



L09A-006BP3.3L

	Rated Power	Input Voltage	LED Quantity	Optical Angle	Luminous Flux	Net Weight	Lamp Size	Packing Size/Gross Weight
3000/4000/5000K	20 W	DC24V/AC220V	6 pcs	35°x110°	1420 lm	2.4 kg	Φ 160×225mm	2.6kg/280×200×200mm(1 pcs/box) 10.0kg/380×380×300mm(4pcs/box)

L09A-G06BP3.3L

	Rated Power	Input Voltage	LED Quantity	Optical Angle	Luminous Flux	Net Weight	Lamp Size	Packing Size/Gross Weight
3000/4000/5000K	20 W	DC24V/AC220V	6 pcs	35°x110°	1420 lm	2.4 kg	Φ 160×230mm	2.6kg/280×200×200mm(1 pcs/box) 10.0kg/380×380×300mm(4pcs/box)



luemin